

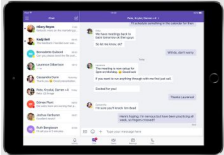





Microsoft Teams Across Different Devices

Accessing Teams	Features
<p>Through Browser</p> 	<ul style="list-style-type: none"> - Toolbar in Middle - Has raised hand feature in the main bar - Chat and Participants tabs opens on a sidebar - Last person to speak get the screen - No Grid View (shows just participants) - Cannot Share Audio
<p>Chromebook App</p> 	<ul style="list-style-type: none"> - Toolbar in Middle - Has raised hand feature under three dots - Chat and Participants tabs open on a separate screen - Grid view (shows you as well as all participants) - Cannot Share Audio
<p>iPad App</p> 	<ul style="list-style-type: none"> - Toolbar at bottom of screen - Has raised hand feature in the main bar - Chat and Participants open on a separate screen - Grid View - Cannot Share Audio (Start Broadcast and Record) - Blur Background
<p>Computer App</p> 	<ul style="list-style-type: none"> - Toolbar at the top of screen - Has Raise hand feature in the main bar - Chat and Participants opens on a sidebar - Grid view, Together mode (depending on number of participants) - Can Share with Audio (not on Mac computers) - Blur and Apply Background available

*Students who are unable to see other participants might have disabled incoming video.