

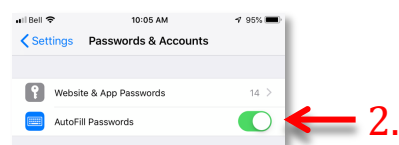
## Making a Quick Link to a Device (iPhone)

D2L is a responsive website that allows access from any device regardless of the operating system. Although they do not have an App, you can make it feel like they do by following the instructions below.

### Auto Fill Password (Optional)

You can eliminate the step of typing in your username and password by using the Autofill feature on your device. Once this is set up, you will have the option to save the password.


1. In **Settings**, click on **Passwords & Accounts**.
2. Click to turn on **AutoFill Passwords**.

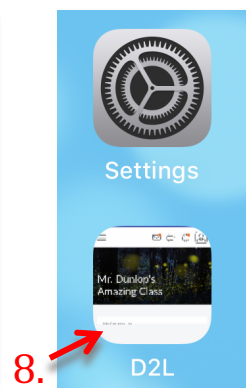
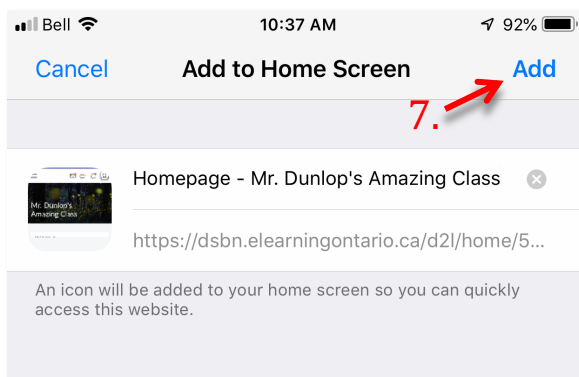
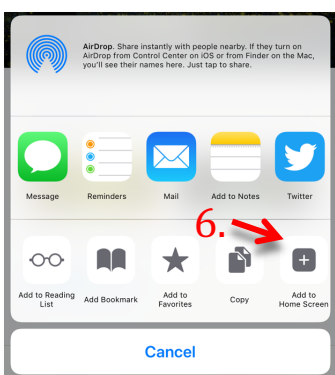
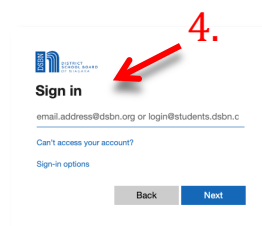


Note: If you are using IOS 11 or lower, you can turn on Autofill by following these steps:

**Settings > Safari > AutoFill (under General) > Turn on Names and Passwords**

### Making a Quick Link to D2L

3. Open **Safari** and go to **dsbn.elearningontario.ca**.
4. Enter **Student Email Address** ([username@students.dsb.org](mailto:username@students.dsb.org)) and **Password**
5. Once on D2L page, click on this icon  at the bottom of the page.
6. On pop-up screen that appears, scroll right until you see the **Add to Home Screen** button.
7. Once the next screen appears, you can change the name to D2L, then click **Add**.
8. You should now see a D2L button on your homepage that will give you quick access.




## Making a Quick Link to a Device (Android)

D2L is a responsive website that allows access from any device regardless of the operating system. Although they do not have an App, you can make it feel like they do by following the instructions below.

### Auto Fill Password

Android devices automatically give you the option to save username and passwords. Once you enter your password, you will be prompted to save.

### Making a Quick Link to D2L

3. Open **Chrome** and go to **dsbn.elearningontario.ca**.
4. Enter **Student Email Address** ([username@students.dsbn.org](mailto:username@students.dsbn.org)) and **Password**
5. Once on D2L page in Chrome, click on this icon  in the top right corner of the page.
6. On the Menu that appears click on **Add to Home screen**.
7. Once the next screen appears, you can change the name to D2L, then click **Add**.
8. Click **Add automatically** and a quick link button will appear on your desktop.

