

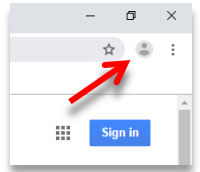


Signing in to Google Chrome

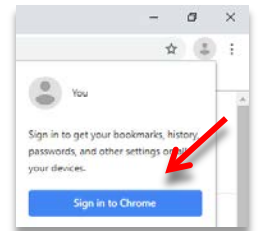
Signing into Google Chrome at home allows students to quickly access DSBN online tools easily. Once logged in, students will have access to their DSBN Student Bookmarks and will have the option to save usernames and passwords. In addition, students will also gain access to using Google Read and Write once logged in.

1. Open Google Chrome  and click on user profile avatar  in the top right hand corner

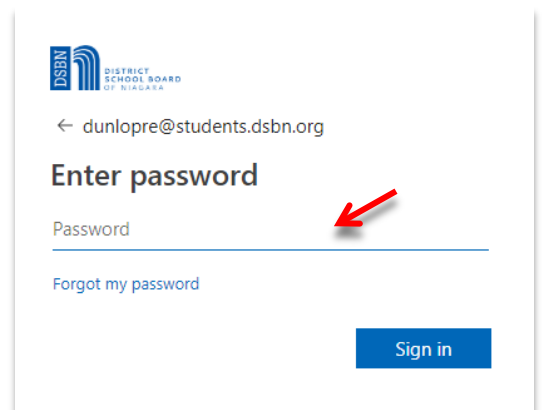
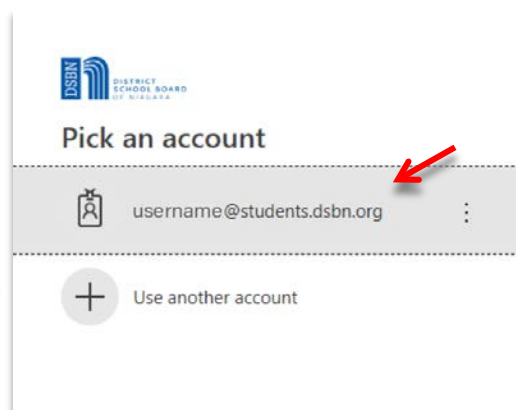
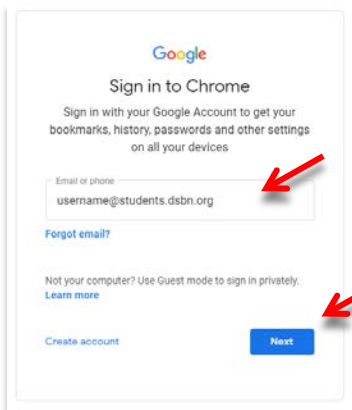


2. In the dropdown, click on **Sign in to Chrome**

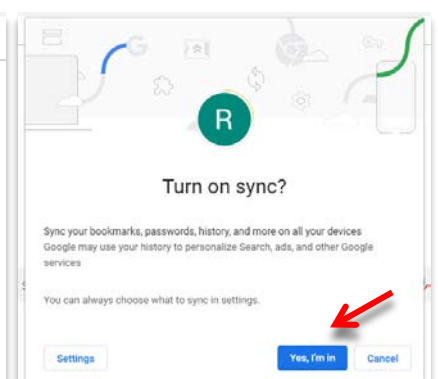
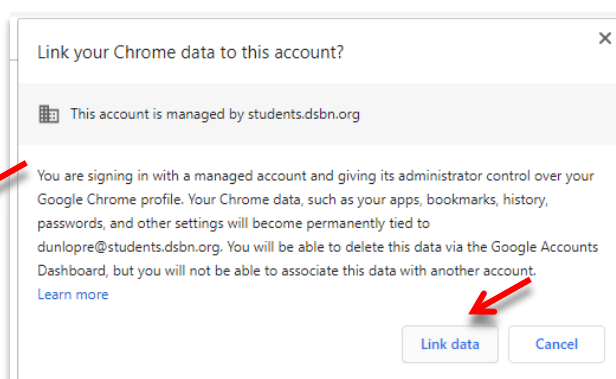
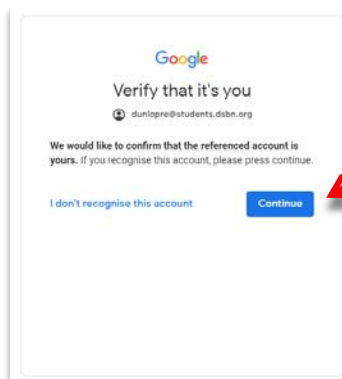
Note: You can sign in multiple users, by clicking **Manage People**, then **Add Person**
This will allow you to switch between users each time you use Chrome




3. **Enter board email** (username@students.dsb.org) click **NEXT**
4. Select the account
5. Enter board password, then click **SIGN IN**



6. Verify that it's you by clicking **CONTINUE**
7. Click **LINK DATA** to connect to DSBN account
8. To Turn Sync on click **Yes, I'm in**



9. You will know that you are logged in if there is a profile picture or initial in the top right corner 

10. Your bookmark bar will now have **students.dsb.org bookmarks**.

This is the quickest way to access: D2L, Google Classroom, Google Drive, Dreambox, etc...

