

Heroes

Today we will be exploring people we admire.

Aujourd’hui on se parle des personnes que nous admirons.



Asynchronous
Learning Tasks

Grade 4
Grade 5
Grade 6



Animals can be heroes too! We don’t often think about that.
Read and learn about some amazing and unique [Animal Heroes!](#)



Think about it..

How can we show animals our appreciation for their help?

How do you think animals should be treated? What can you do to help our furry friends?

Writing Task

Whether your hero is a famous person, a family member, friend or an animal, write a thank you note explaining how they are your hero. *Ecris-lui une carte en disant merci.*


- ❑ Begin with a topic sentence (Thank you ___ for...,)
- ❑ Include 2-3 sentences to support your thinking
- ❑ Check for capitals, periods, punctuation, and spelling

If you’re writing to your dog and cat you may want to include a treat!

In 2018 **Viola Desmond** became the first Canadian woman to appear alone on a Canadian bank note—a \$10 bill. Click on the image to play a fun money game.



Describe what you see



- What might the next term in the pattern look like? (try building it if you have lego!)
- What might a far term in the pattern look like?
- What might term __ look like?
- Create 3 terms of a growing pattern on your own with lego or other materials you have around the house (coins, toothpicks, shopkins etc.) Ask someone to examine your pattern.



Hero Character Traits

Character traits are words used to describe how someone acts during certain situations or what kind of people they are. They can be positive or negative, and are usually revealed in a person’s words and actions.
Les traits de personnage sont utilisés pour décrire les personnes. Ils peuvent être positifs ou négatifs.

Think back to your writing task and the person in your life who has done heroic things. Brainstorm as many words as you can to describe what makes a hero. For example; brave, courageous, inspiring. What made you think of those traits? Why? *Pense d’une personne qui est un héros pour toi. Pense des mots pour décrire cette personne. Par exemple, brave, courageux, inspirant. Pourquoi as-tu choisi les mots?*

Pick as many words as you would like out of your list and design some word art. If you like, this could become the front of your thank you card. Click [here](#) for a digital version.

Choisis quelques mots de ta liste et crée une image avec les mots.



Let’s stretch! When we breathe and move, our bodies calm down and we can feel better!

Try **Warrior** pose! Have your legs apart and bend one leg. Open your arms wide breath deeply!

Winter Wonders

Exploring Winter

Asynchronous
Learning Tasks

Grade 4
Grade 5
Grade 6



	<p>Read the poem Winter is Mine or listen to Winter Time</p> <p>When you read the poem, what images come to mind? What words specifically from the poem help you to create a rich image of winter? <i>Quand tu lis ce poème, quelles images arrivent? Quels mots particuliers aident créer les images de l'hiver?</i></p>  <p>Can you try to write the next verse to this poem? <i>Peux-tu essayer d'écrire la prochaine strophe?</i></p>	<ul style="list-style-type: none">❑ Use examples from the poem to support your answers❑ Be creative as you continue the poem! What rhyming words can you use?❑ Check for capitals, periods, punctuation, and spelling
 	<h3>Symmetry in Nature</h3> <p>Symmetry can be found all around us and occurs frequently in nature. An object has reflection symmetry if you can fold it and it lays on top of itself to make a perfect mirror reflection. (see picture to the left).</p> <h3>Go for a Math Walk!</h3> <p>Go for a walk around your neighbourhood with an adult (or around your backyard if by yourself) and look for math all around you. Look for examples of symmetry</p> <p>Exploring Symmetry – on your nature walk, see if you can find artifacts in nature that have:</p> <ul style="list-style-type: none">• exactly one line of symmetry• exactly two lines of symmetry• multiple lines of symmetry	 <p>Click here to try your hand at a symmetrical design online.</p> <p>You could also create a symmetrical paper snowflake following these instructions or by using craft materials such as cotton swabs.</p> 
  	<h3>Comparing Bears</h3> <p>Click on the link and read about both the polar bear the Polar Bear and the Black Bear. Create a T-chart or a Venn Diagram that will help you to compare their features.</p> <div></div>	
	<h3>Get moving with the Boks Burst video: 4 Corner Lunge Burst!</h3> 	

We all belong

Today we will be exploring what makes everyone the same, different and unique.




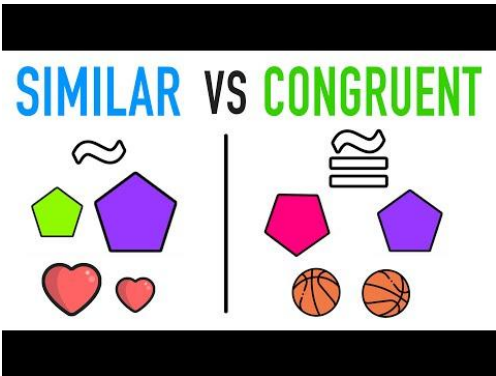
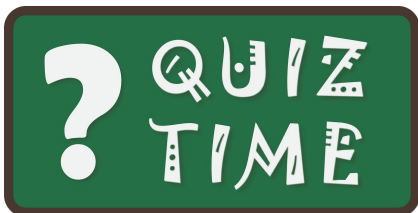


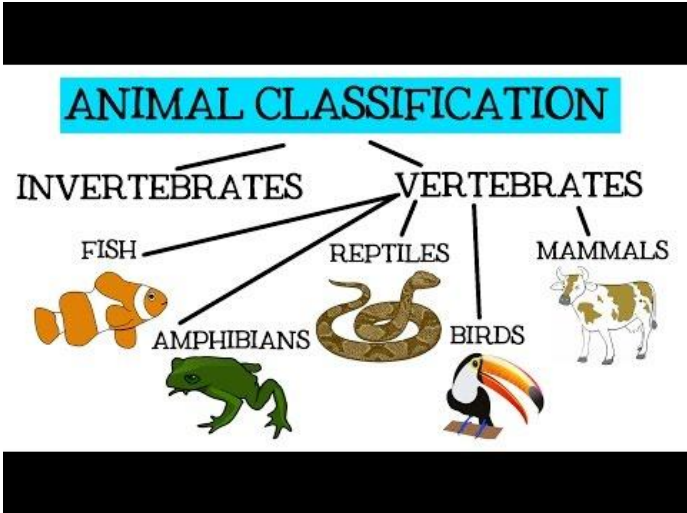



Aujourd’hui on explore ce qui nous rends la même, différente et unique.



Asynchronous
Learning Tasks

Grade 4
Grade 5
Grade 6



	<p>Take a look at the video to read the book It's Okay to be Different!</p> <p>What makes you unique? What makes you awesome? When you think of you and your friends, how are you similar and different at the same time! How can you celebrate your uniqueness? Write a paragraph to express your opinion!</p> <p><i>Pourquoi es-tu unique? Quelles qualités te rends fantastique? Quand tu penses de tes amis, comment êtes-vous pareils et différents? Comment peux-tu célébrer tes qualités? Ecris un paragraphe avec ton opinion!</i></p> 	<p>Writing Task</p> <p>Use the checklist below when writing about why you are awesome and unique!</p> <div><input type="checkbox"/> My opinion is clearly stated. <input type="checkbox"/> I included strong supporting details. <input type="checkbox"/> All details are related to the topic. <input type="checkbox"/> I have a conclusion sentence. <input type="checkbox"/> I used strong vocabulary. <input type="checkbox"/> I kept my reader's attention.</div>
	<p>In math, we use the term congruent to describe shapes that are identical in shape and size. Watch the tutorial below to learn more about similar vs. congruent shapes.</p> 	<p>Test your knowledge at: IXL Math</p> 
 <p>Discover what makes an animal a mammal with Wonderopolis!</p> 	<p>Learn more about how scientists use characteristics to classify (or sort) living things into groups.</p> 	 <p>Visit National Geographic's Mammals video page to see all sorts of different videos featuring mammals! Choose one or two of your favourite videos to share with a family member. Tell them at least 2 facts you learned about mammals from the videos you watched.</p>
		<p>Try this Boks Burst challenge!</p>

Sports

Today we will be exploring all things about sports.

Aujourd'hui on va explorer les sports.



Asynchronous Learning Tasks

Grade 4
Grade 5
Grade 6



		<p><i>Which One Doesn't Belong??</i></p> <p>Which picture/sport does NOT belong?</p> <p>Justify your answer!</p>
	<p>Picture Book Analysis</p> <p>Please read "Game Changers: The Story of Venus & Serena Williams"</p>	<p>What were some of struggles that the main character faced growing up? <i>Quels étaient les épreuves du personnage principale?</i> (Provide evidence to support your thinking)</p> <p>What do you admire about the main character? <i>Qu'est-ce que tu admires de ton personnage principale?</i></p> <p>Why is it important to read about people's experiences? <i>Pourquoi c'est important de lire les expériences des autres?</i></p>
	<p>Watch the following video without sound. Create an appropriate dialogue to reflect the body language of Nick Nurse (Raptors Coach) & Kyle Lowry (Raptors Player)</p> <p><i>Regarde la vidéo SANS le son. Créer un dialogue approprié pour montrer le langage du corps de Nick Nurse (Raptors Coach) & Kyle Lowry (Raptors Player).</i></p>	<p>Remember to use quotation marks to signal dialogue between two or more people.</p>
		<p>Try this Boks Burst video: Jump Rope Burst!</p>

Comic Books

Today we will be celebrating all things comic books!

Aujourd'hui on célèbre les bandes dessinées!



Asynchronous Learning Tasks

Grade 4
Grade 5
Grade 6



Read/Listen to the Wonderopolis article below:
[Have you ever wondered how do you make a comic book?](#)

After reading the article pick **2** activities to complete:

- Answer the 3 questions at the top of the page
- Take the Wonder Word Challenge
- Try the Test Your Knowledge Quiz

Lis/Écoute l'article et choisis 2 activités pour compléter:

- *Reponds aux 3 questions sur la page*
- *Fait le défi des mots*
- *Fait le défi de connaissance*

If you would like to try making a comic book, click [here](#) or on the video.



What do you Wonder?

Do you have a burning question? Look it up on [Wonderopolis](#). If it's not there, add your question to the Wonder Bank.



Joe Shuster, a Toronto cartoonist created the comic book hero **Superman**?

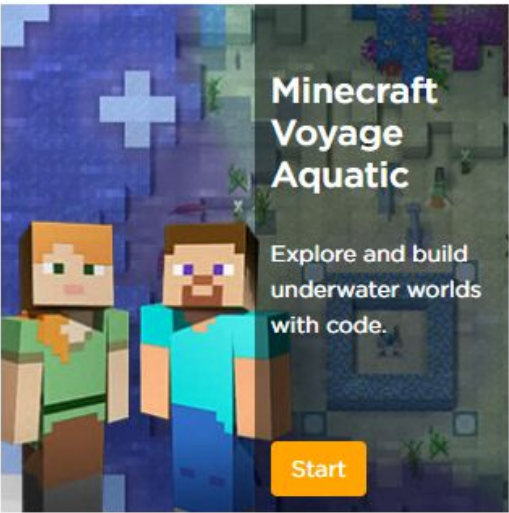
Watch [this](#) Heritage minute about his story.

Which One Doesn't Belong - Why?



- Be as creative as you'd like!

Coding is new to our math curriculum this year. Although, at the DSBN we have been participating in the Hour of Code for years. Click on the picture below to take you to code.org and try your hand at some of the coding that is behind the popular game of Minecraft.




Watch the video to learn about why coding is important!!!



Click on the video below to learn about how Dash gets punished for playing the hero while Violet is in danger. As you are viewing, think about what makes a good comic from your Wonderopolis reading.

Regarde la vidéo pour apprendre comment Dash est puni pour être un héros. Pense de ce qui est important pour une bande-dessinée.



Make a list of at least three elements that make a good comic book. *Fais une liste de trois éléments importants dans une bande-dessinée.*

Does this book reflect your items?
Ce livre reflète ta liste?



Try this fun video and move like the Avengers!
Make sure you have lots of room to move.

