








# Intermediate Asynchronous Learning



Asynchronous Learning Tasks

Grade 7  
Grade 8



<div>Read</div> <p>Although the role that Black people had in the fur trade is often untold, in particular Black men, were a part of the fur trade that took place in what we now identify as Canada and the United States during the 1700s and 1800s. Read the article featured in Kayak magazine to learn more. <a href="#">Kayak Magazine Article Link</a></p> <div></div>	<div>Infer</div> <p>Use information from the text, “<i>Black Voyageurs</i>” and your own prior knowledge to make inferences about the skills fur trade companies wanted.</p> <p>Develop a list of skills that fur trade companies were looking for. Consider the following:</p> <ul style="list-style-type: none"><li>What does a fur trader do?</li><li>What skills do you think a fur trader would need to have or develop in order to be successful at their job?</li></ul> <p>You may find this organizer helpful to record your thinking: <a href="#">Graphic Organizer Template</a></p>	<div>Write</div> <p>Using what you learned in the article, create a job post to advertise an opening with either the Hudson’s Bay Company or the North West Company. Remember, you want to persuade others to apply to this job! This means you need to make your job posting sound as appealing as possible while still including at least three different skills that individuals must have when applying to this job.</p> <p><b>Think About:</b></p> <ul style="list-style-type: none"><li>How does the company use persuasive language?</li><li>How can you use this information to bring persuasive language to your writing?</li></ul> <p><b>Job Description Sample Template:</b> <a href="#">Click here for a sample template.</a></p>
<div>Why is it Colder on Clear Nights Than on Cloudy Nights?</div> <p>Visit <a href="#">Wonderopolis</a> to learn more about how clouds affect the temperature.</p> <div></div>	<div>Keep Learning– Try It Out!</div> <p>Wonderopolis offers 3 activities in the <a href="#">Try It Out</a> section to extend your learning:</p> <ul style="list-style-type: none"><li>Start your own weather log</li><li>Read up on how meteorologists forecast the weather and then summarize what you discovered.</li><li>Make a cloud in a bottle.</li></ul> <p>Choose one of the activities to complete!</p>	<div>Reflect</div> <ul style="list-style-type: none"><li>What did you enjoy most? Why?</li><li>What surprised you?</li><li>What was challenging for you?</li><li>What might you do differently next time?</li><li>What are you interested in learning more about?</li></ul>
<div></div>	<div>SolveMe Mystery Grid</div> <p>Click below to play!</p> <div></div> <p>Check out these <a href="#">INSTRUCTIONS</a> if you have never played before.</p>	<div>Reflection</div> <ul style="list-style-type: none"><li>Which grid did you find the most challenging?</li><li>How did you feel when you were trying to solve the challenging one?</li><li>What did you do when you were stuck?</li><li>If you solved it, what strategies helped you?</li><li>If you did not solve it, what can you try next?</li></ul>
<div></div>	<div>It’s Time to Dance!</div> <p>Dancing is great for your health! Not only does it increase balance and strength, it also improves aerobic fitness. Click below and follow along.</p> <div></div>	<p>Want to increase the level of difficulty? Check out this Cha Cha Slide plank challenge. Be sure to listen to your body and take a break when you need it!</p> <div></div>



# Intermediate Asynchronous Learning



Asynchronous Learning Tasks

Grade 7  
Grade 8



## View

Click the image below to see some of Vincent Van Gogh's most famous works.



The Metropolitan Museum of Art, New York, Bequest of Miss Adelaide Milton de Groot (1876-1967), 1967, (67.187.70a), [www.metmuseum.org](http://www.metmuseum.org)

## Read



Visit [Britannica Kids](#) to learn more about [Vincent Van Gogh](#).

Use the format of this [planning sheet](#) to record ideas for a BioCube.

Bio Cube Planning Sheet


Use this planning sheet to prepare for the online Bio Cube Interactive by filling in the information for each side of the cube. Because space on the cube is limited, you will need to briefly summarize your information.

Side	Prompt	Information
1	Person's Name, Time Period, and Place	
2	Personal Background	
3	Personality Traits	
4	Significance	
5	Obstacles	
6	Important Quote	

## Create

Once you have completed the planning sheet, you may wish to use this [cube template](#) to create your bio cube for Vincent Van Gogh by filling in information for each side of the cube. Space on the cube is limited so you will need to briefly summarize your information.

Create another BioCube for a person whom you admire. This can be a famous artist, musician, dancer, actor, inventor, sports player or a friend or family member.



## Field Trip to the [Van Gogh Museum](#) Trip 1

For the next few weeks we will take a trip to the Van Gogh Museum in Amsterdam. Each week, we will explore different artists and try different styles of art.

When you arrive, click on explore and then the categories artists where you will find the work of Vincent Van Gogh. Read a little about his life.

Choose 2 of his paintings to compare and contrast. Look closely at his work. Review the [Elements and Principles of Design](#) Create a Venn Diagram to organize your thoughts.

Reflect: What do YOU think about his work in relation to the elements and principles of design?

## You're an artist!

Click on [Play with Arts and Culture](#) at the Van Gogh Museum and scroll down to the colouring book. Click on one of Van Gogh's paintings and play with the colours.

Next, you will recreate Van Gogh's Starry Night painting.

Materials:

- Watercolours
- Pastels
- Art Paper

Follow along with the teacher in the video [Van Gogh's Starry Night](#) but remember to make it your **OWN VERSION** of this famous painting.

Now compare the version created in the video with your own version? How do you feel about your work? Would you make any changes? If so, go ahead and rework your piece!



## Let's Estimate!

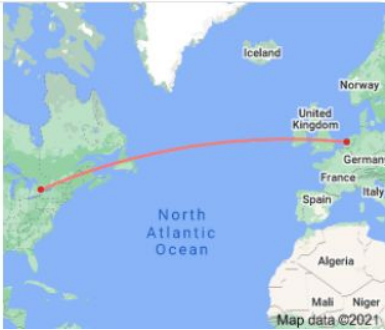
About what is the capacity of the tall vase? (Check out Day 51 to discover the capacity of the pop can.)



What number is too high? What number is too low? What is your estimate? Make sure you can support your answer with clear reasons.

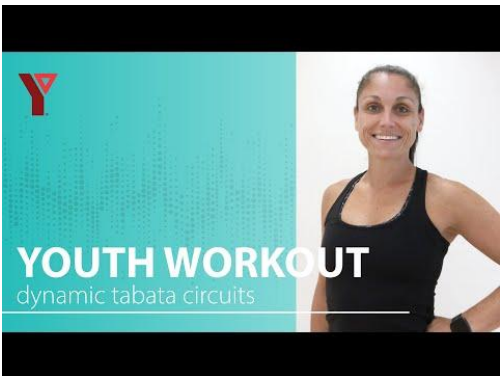
Next find three items in your house: one that has a capacity less than the pop can, one that has about the same capacity, and one that has a greater capacity.

## Continue Using your Estimation Skills!



The distance from Toronto to Amsterdam (where the Van Gogh Museum is located) is approximately 5978 km. Find at least three other cities that are approximately 6000 km from Toronto. You may use mapping software, such as [Google Maps](#), to help you.

You don't **need** any weights however water bottles or 2 food cans can work if you want.





# Intermediate Asynchronous Learning




Asynchronous Learning Tasks

Grade 7  
Grade 8



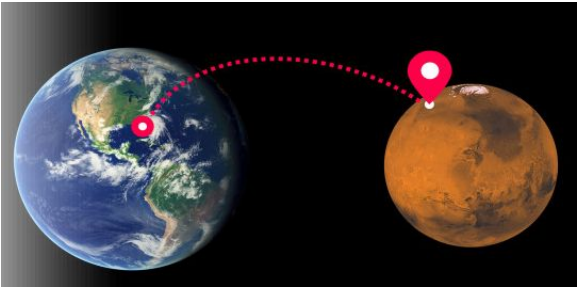
## Read

Did you know that Mars is the only known planet that is inhabited exclusively by robots? Click the story below to hear Astronaut Nick Hague read *Curiosity: The Story of a Mars Rover* from the International Space Station.




## Wonder

In 2007, NASA stated that it hopes to put a human on Mars by 2037. Read [How Long Would It Take To Fly To Mars?](#). Write an opinion piece stating whether you would sign for a future mission to Mars **OR** a short story imagining your journey.

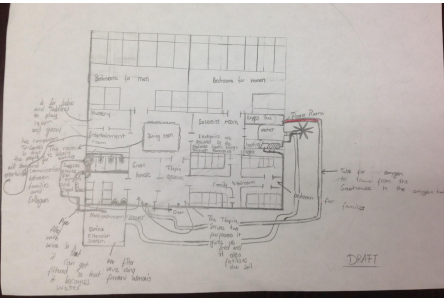


## Draw

On February 18, 2021, a robotic rover named Perseverance is scheduled to land on Mars after an eight-month journey. Click the video below to learn how to draw the Perseverance rover.




Watch the [TEDEd Talk](#) below to learn more about the environment out in space. Could we actually live on Mars? Think of our day to day physical needs. How might these be affected out in space? How could you solve some of the challenges to create a comfortable "home" for our astronauts? Design and draw a Mars habitat that meets the NASA criteria listed.



↑ Check out this student example for ideas.


### Criteria

- A way for people in your community to get oxygen
- Protection from radiation
- Plan to get and use water
- Food sources
- Protection from dust
- Heat source
- Energy source
- Housing
- Movie Center
- Culinary arts area



## Tangram Challenge

Click on the picture to try some tangram puzzles!



- Basic
- Animals
- Geometry
- Advanced

Note: You can choose your difficulty level (bottom left).

What are some tangram puzzles that you solved?

What other images can you create with the tangram pieces?

Which puzzle was the hardest to solve? Why?

Which one was the easiest to solve? Why?

Click here for printable [TANGRAMS](#) and [TEMPLATES](#).



Aerobic exercise, like walking, bike riding, or running, means you're moving your body, breathing faster, and increasing your blood flow. It's a level of activity that you can maintain for an extended period of time.

Anaerobic exercise, like sprinting or weightlifting, is short, intense activity that has you working to the max, and it can't be sustained for long.

Think about your daily routines. Are you getting both kinds of exercise? Is there anything that you would change?








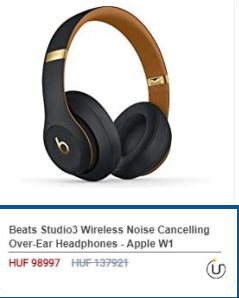
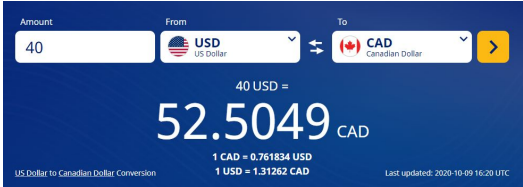


# Intermediate Asynchronous Learning



Asynchronous Learning Tasks

Grade 7  
Grade 8



<div>Listen</div> <div>DJ Ecotone creates music using only animal sounds! Check out these <a href="#">fun videos</a> featuring animal calls that can really get wild.</div> <div></div>	<div>Wonder</div> <div>Have you ever wondered if you could create your own music using found sounds? Have you ever seen artists make rhythms using just their mouths? That's called beatboxing! Read the article <a href="#">Can You Beatbox?</a> to learn more!</div> <div></div>	<div>Compose</div> <div>Check out <a href="#">Incredibox</a> to create your own music with the help of a merry crew of beatboxers. Choose your musical style and start to lay down and record your mix.</div> <div></div>
<div></div>	<div>Sound Creature</div> <div>In this activity, you will have a choice of sounds to inspire your drawing. Follow the instructions given and take a look at some of the samples. Click here to get started: <a href="#">Sound Creature</a></div> <div>Materials:<ul style="list-style-type: none"><li>Pencils/Coloured pencils</li><li>Drawing materials</li><li>Paper</li><li>Other art materials (optional)</li></ul></div>	<div>Self – Reflect</div> <div><ul style="list-style-type: none"><li>How did the sound you chose, inspire your creature?</li><li>What was your favourite part about using sound to inspire your drawing?</li><li>What did you find challenging?</li></ul></div> <div>After reflecting, what would you change or do differently next time?</div> <div>Give it a whirl and choose a second sound to create another creature or picture of your choice.</div>
<div></div>	<div>What do you notice? Wonder?</div> <div>Beats Studio3 headphones cost 98997 Hungarian Forints (HUF).</div> <div></div> <div>How does that compare to the cost of the headphones in Canadian dollars? Is it a better deal to buy the headphones in Canada or Hungary? Note: 1 CAD = approx. 233 HUF</div> <div>Research another country to find the cost of the headphones.</div> <div>Use this <a href="#">currency converter</a> to check your solution.</div>	<div>Alysha bought a case for her headphones online from an American store. She found out that \$40 US <a href="#">will cost her</a> \$52.5049 CAD.</div> <div>When she goes to the bank, she thinks they will charge her \$52.51. Do you agree or disagree?</div> <div>Represent these numbers on a <a href="#">number line</a> to justify your thinking.</div> <div>Then explain your reasoning, using the word “distance” in your justification.</div> <div></div>
<div></div>	<div>Let’s quiet our minds and stretch our bodies with some yoga!</div> <div></div>	<div>Reflect:</div> <div>How did you feel before, during and after this yoga exercise?</div> <div>Did you see any improvements as you progressed through the movements? (i.e. in your balance, flexibility, mood etc.) If not, what might you do differently next time?</div>