


There is a lion in the library!
Follow along as Miss Merriweather teaches a lion the rules of the library!



Before reading the story:
Make a prediction. What do you think the story will be about? What rules are there in a library?

Question Prompts While Reading:
What are some jobs that the lion does? Is the lion helpful?
How did the lion help Miss Merriweather when she fell? Was Mr. McBee happy the lion roared so loud?

After reading:
Make a lion mask and act out the story!





Photo by: handmadecharlotte





Make Your Own Bookmark

What you need:

- Cardstock or construction paper
- Hole Punch
- String
- Crayons, markers, stickers etc.
- Safety Scissors

Cut out a long rectangle from the piece of cardstock. (Have a grown-up help if you need it). Hole punch a hole in the top. Lace a small string through and tie a knot. Decorate with anything you'd like!





Secret Number Codes!

A	B	C	D	E	F	G	H	I	J
1	2	3	4	5	6	7	8	9	10

K	L	M	N	O	P	Q	R	S	T
11	12	13	14	15	16	17	18	19	20

U	V	W	X	Y	Z
21	22	23	24	25	26


8 5 12 12 15

Check out this neat number code chart from inspirationlaboratories.com!

Can you decode the secret message using the numbers?

What does it say?


Use this chart to make your own secret words!



When you learn letter sounds, it helps you read words!

And when you can read words, you can read books!

Follow along with this alphabet song to practice and say the sounds!



Under The Sea!




Asynchronous Learning Tasks

Kindergarten





















	<p>“Rainbow Fish”</p>	<p>Listen to the story “Rainbow Fish” by Marcus Pfister.</p> <p>Rainbow Fish is proud of his shiny scales and doesn’t want to share them! Would you share something special that was a part of you to make others happy? Ask a family member the same question.</p> <p><u>Would You Rather?</u></p> <p>Would you rather have shiny scales or fur? Why?</p> <p>Would you rather be a dolphin or shark? Why?</p>
	<p><u>Create an Ocean World at Home!</u></p> <p>Can you create an ocean at home? Here are some ideas of ways to create a small world ocean!</p> <p>Fill a container with water and add blue food colouring. You can use a Tupperware container, baking dish or even your sink or bathtub!</p> <p>You could add small ocean toys, dolls and rocks, gems, shells, different sized cups etc.</p>	<p>While playing in the water, think about which items sink and which items float.</p> <p>Think about which cup holds the most water. Does it feel heavier than the smaller cups? How many small cups of water are needed to fill a big one?</p>
	<p><u>Ocean Process Art</u></p> <p>Process art is focused on the process of the experience and not the finished product!</p> <p>Materials:</p> <p>Paper, blue paint, white paint, green paint, plastic forks, paint brushes, sponges, string, glitter etc.</p> <p>Mix paint to make new paint colours that you might see in the ocean! Use your painting tools to make lines, scrape, dab and design! You can use your fingers too! When it’s dried, make some fish and other ocean creatures to put on top!</p>	
	<p>Join Jamie from <i>Cosmic Kids Yoga</i> and meet “Squish the Fish”!</p> <p>Moving your body helps your muscles grow and helps calm your mind. Grow like a tree, play football with crabs and go surfing! All of these movements help keep your body and mind strong!</p>	<p>“Squish The Fish” Cosmic Kids Yoga</p>



	<p>Listen to this story <i>The Hula-Hoopin’ Queen</i> read by Oprah about how everyone in the neighbourhood gets the hula-hoopin’ itch! Will Kameeka beat her rival Jamara, and become the Hula-Hoopin’ Queen of 139th Street?</p>	<p>Questions for Reflection</p> <ol style="list-style-type: none">Have you ever tried using a hula hoop? How did you make out? Were you able to do it on the first try?Once you got the hang of it, how long were you able to keep the hula hoop up for? <div></div>
<div><div>Click here to learn more about magnets after your experiment!</div></div>	<p>Magnet fun!</p> <p>Go on a magnet hunt in your house! Maybe you have some on the fridge! Then find other items from around your house to test out whether they are magnetic and stick to the magnet or not!</p> <p>Make sure to include items of different materials such as wood, metal, fabric, plastic.</p> <p>What do you notice about the items that are magnetic? What about not magnetic?</p>	<p>Magnetic or Non-Magnetic</p> <div><div>Plastic</div></div> <div><div>Wood</div></div> <div><div>Metal</div></div> <div><div>Fabric</div></div>



	<p>Listen to this story Show and Tell, from the author Robert Munsch himself!</p> 	<p>It's time for you to have show and tell! Set up stuffed animals in a circle or a line and have them take turns with having their own, "Show and Tell"!</p> <p>What will you find for the animals to bring to show and tell? Have them share why it is special to them, where they keep it, who or where they got it from.</p> 				
	<p>Ice Cream Parlour</p> <p>Collect loose parts around your house to make an ice cream store! You can use, beads, coloured elastics, rocks, gems, buttons, cones, pom poms etc.</p> <p>Make fake money with paper and price your items! How much will a scoop be? What about a double scoop?</p>	 				
	<p>Drawing Scavenger Hunt!</p> <p>Get your drawing materials and head outside!</p> <p>This scavenger hunt asks you to find certain things and then draw them!</p> <p>Materials: Paper, clipboard or something hard to put paper on, crayons or markers.</p>	<p><u>Drawing Scavenger Hunt!</u></p> <table border="1"><tr><td>Something Purple</td><td>A Squirrel </td></tr><tr><td>Clouds </td><td>Something that has fallen from a tree </td></tr></table>	Something Purple	A Squirrel 	Clouds 	Something that has fallen from a tree 
Something Purple	A Squirrel 					
Clouds 	Something that has fallen from a tree 					
	<p>The Wiggles "Dr. Knickerbocker"</p> 	<p>Get moving with Dr. Knickerbocker!</p> <p>Follow along with The Wiggles as they count and dance along to "Dr. Knickerbocker"!!</p> 