

# Primary Asynchronous Learning



Asynchronous  
Learning Tasks

Grade 1  
Grade 2  
Grade 3



	<p><b>Would You Rather?</b></p> <p>A ‘Would You Rather’ question is a great way to think critically about two different options for you to choose from. Begin by reading the questions with your child and discussing both choices. Communicate your thoughts in whichever way you choose (i.e. pictures, words, sentences or paragraph).</p>	<p><b>Would you rather:</b></p> <ol style="list-style-type: none"><li>Would you rather have fur or scales?</li><li>Would you rather be able to fly or breathe underwater?</li><li>Would you rather eat <b>only</b> your favourite food for the rest of your life or never have your favourite food ever again?</li></ol> <p>Tell someone or draw a picture to show the things you ‘would rather’, and why!</p>
	<p>When crime happens, especially when food goes missing on Ed’s farm, mouse crime fighters and food detectives Wilcox and Griswold are the animals to call. <b>When Miss Rabbit’s carrot cake goes missing</b>, they do what it takes to track down the thieves.</p> 	<p><b>Questions for Reflection</b></p> <ol style="list-style-type: none"><li>Miss Rabbit is frantic that she cannot find her carrot cake. Think about a time that you misplaced an important item. How did it make you feel when you lost this item?</li><li>Several “suspects” are being interviewed in order to discover who stole Miss Rabbit’s carrot cake. Do you think any of the suspects were acting suspicious? Why?</li></ol> <p><b>Writing Activity</b></p> <p>Hot Dog baked a carrot cake for Miss Rabbit’s party because he felt bad that her cake went missing. <b>Write</b> or <b>draw</b> a picture about a time when you did something nice for a friend.</p>
	<p>Pattern Block Designs: Click the link and use pattern blocks to make a beautiful math design.</p>  	<p>Think about Math:</p> <ul style="list-style-type: none"><li>What shapes did you use?</li><li>How many of each shape did you use?</li><li>What other shapes could you have used instead of the yellow hexagon, the red trapezoid, or the blue rhombus, green triangle? (e.g. I could have used two red trapezoids instead of a hexagon)</li></ul>
<p>Check out this activity from <a href="#">BOKS Kids!</a></p> <p>Work through the activities in order, or roll a <a href="#">10 sided dice</a> to choose activities randomly. If you roll a zero, you have free choice of any activity. NOTE: Change the difficulty level one time.</p> 	<p><b>BOKS Winter As If!</b></p> <p>Do each activity for 20-30 seconds:</p> <ol style="list-style-type: none"><li>Jog in place as if the abominable snowman is chasing you.</li><li>Take big steps in place as if you are snowshoeing.</li><li>Jump up and down as if you are chestnuts popping on a fire.</li><li>Reach up as if you are trying to grab the North Star.</li><li>Jump up as if you are jumping on a pile of snow.</li><li>March in place as if you are a toy soldier.</li><li>Play the drums as if you are announcing winter solstice.</li><li>Swim as if you are in a giant pool of eggnog.</li><li>Shake your body as if you are a wet polar bear.</li></ol> 	



# Primary Asynchronous Learning



Asynchronous  
Learning Tasks

**Grade 1**  
**Grade 2**  
**Grade 3**



	<p>Have you ever wondered where dogs go at night, and what they do? Well the little boy in this story has reason to believe that there is something funny going on, and he's ready to find out what it is.</p>	<p><b>Before</b> listening to the story:</p> <ul style="list-style-type: none"><li>Make a list of some things you think dogs do when they roam around the neighbourhood</li></ul> <p><b>After</b> listening to the story:</p> <ul style="list-style-type: none"><li>Choose your favourite part and draw a picture of it!</li><li>Do you think the little boy had fun the night he followed the dog? Why or why not? (Use details from the story to support your answer)</li></ul>
		<p>Find objects around your house that have different textures. A texture is the way something feels. This could be coins, bubble wrap, Lego etc.</p> <p>Next, peel the paper off of a crayon. Lay a piece of paper over an object that you found and rub the paper with the smooth side of the crayon. See what neat patterns start showing through! Repeat with all different colours and objects!</p>
	<p>Click on the Probability Slideshow and complete the activities:</p>	<p><b>Let's Play</b></p> <p>Find some objects that are the same shape and size but different colours (eg. marbles, cereal, lego, socks). Put them in a jar or a bag. Make a prediction about which colour you will choose, then choose a colour without looking. Record it and then place it back in the jar. Choose another one and record it. Try the experiment several times and see what happens. Was your prediction correct? Play again with new colours and predictions.</p>
	<p><b>BOKS ABC Beanbag Challenge</b></p>	<p>For this challenge you need a beanbag or another small object such as rolled up socks, or a stuffed animal.</p> <p>Watch the video and click here for <a href="#">WRITTEN INSTRUCTIONS</a>.</p> <p>Source: <a href="https://bokskids.ca/">https://bokskids.ca/</a></p>






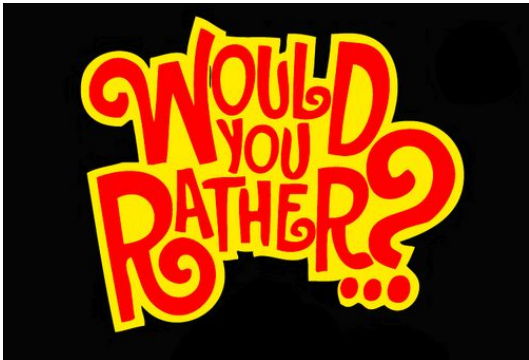


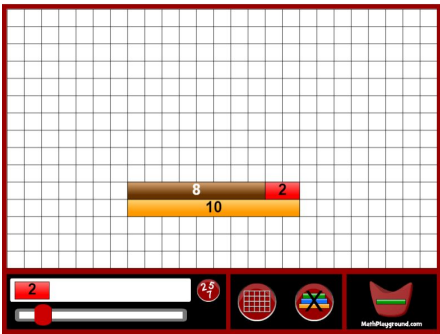



# Primary Asynchronous Learning



Asynchronous  
Learning Tasks

**Grade 1**  
**Grade 2**  
**Grade 3**



	<p>Leon the chameleon is missing! But Ace detective Private I. Guana is on the case. When Private I. Guana takes “the case of the missing chameleon,” the fun begins.</p>  <p>Private I. Guana</p>	<p>Why do chameleons change colour? Click the image below to learn more!</p>  <p>Draw a picture of yourself when you are angry. Choose a colour to show your mood. Why did you choose that colour? How would your colours change if your mood was happy? Sad? Excited? Scared? Write about a time when you felt one of these emotions.</p>
	<p><b>Would You Rather?</b></p> <p>A ‘Would You Rather’ question is a great way to think critically about two different options for you to choose from. Begin by reading the questions with your child and discussing both choices. Communicate your thoughts in whichever way you choose (i.e. pictures, words, sentences or paragraph).</p>	<p><b>Would you rather:</b></p> <ol style="list-style-type: none"><li>1. Eat pizza for every meal or ice cream for every meal?</li><li>2. It be warm and raining or cold and snowing?</li><li>3. Be friends with Spiderman or Wonder Woman?</li></ol> 
	<p><b>Make Ten!</b></p> <p>Use the cuisenaire rods to make 10 in as many ways as you can.</p>  <p>Hint: You need to slide the bar at the bottom of the grid to make the rod the size you want.</p>	<p>Click the link below to play the Number Bonds game. Start with 10 and switch the target number for a greater challenge!</p> 
	<p><b>Colours in the Room</b> Source: <a href="https://bokskids.ca/">https://bokskids.ca/</a></p> 	<p>Try this “BOKS Burst” to get you moving! Directions:</p> <ol style="list-style-type: none"><li>1. Someone calls out a colour and a body part.</li><li>2. Child(ren) must find an object in the room of that colour and go touch it with the body part that is named and then return to the base.</li></ol> <p>Challenges:</p> <ul style="list-style-type: none"><li>- Begin and end in a specific pose/balance.</li><li>- Use different ways to get to the object (i.e. hop, tip-toe, skip, shuffle etc.)</li><li>- Kids may not touch the same object more than once.</li></ul>



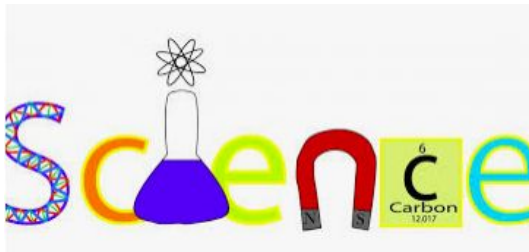



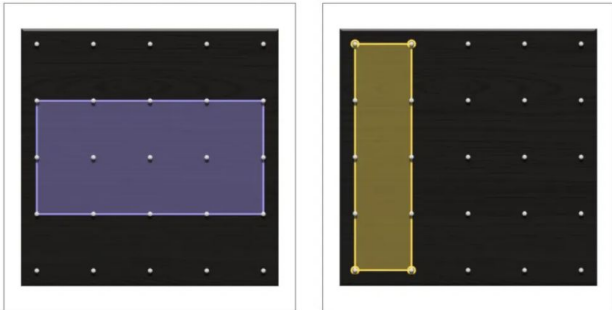


# Primary Asynchronous Learning



Asynchronous  
Learning Tasks

Grade 1  
Grade 2  
Grade 3



	<p>Listen to the story, <b>Snappsy The Alligator</b>, read by David Harbour.</p> <p>Snappsy the alligator is having a normal day when a pesky narrator steps in to spice up the story. Is Snappsy reading a book ... or is he making CRAFTY plans?</p> 	<p>In Snappsy the Alligator, the narrator and the main character are telling the story from two perspectives, or point of view. The speech bubbles are used to tell Snappsy's perspective, or point of view.</p> <p><b>Writing Activity</b></p> <p>Why does Snappsy think the narrator is "an awful narrator?" Use examples from the story to explain your response.</p> <p>Draw Snappsy with a speech bubble in addition to the written text.</p>				
	<p>Watch This Cool Video for a Dry Erase Marker Experiment!</p> <p><b>Materials:</b></p> <ul style="list-style-type: none"><li>• A glass plate, bowl, or picture frame</li><li>• A dry erase marker</li><li>• Water</li></ul> 	<p><b>Instructions:</b></p> <ol style="list-style-type: none"><li>1. Draw a simple picture on the bottom of a glass. A stick figure is a good one to start with</li><li>2. Pour water onto the plate or into the bowl slowly to lift up the drawing</li><li>3. Swirl the water around to make the picture dance and move</li></ol> 				
	<p>Same but Different</p> 	<p>Your Turn</p> <p>Use the geoboard to create your own same but different.</p> <ul style="list-style-type: none"><li>• What is the same?</li><li>• What is different?</li><li>• What math do you see?</li></ul> 				
	<p><b>Winter Scavenger Hunt</b> Adapted from <a href="https://bokskids.ca/">https://bokskids.ca/</a></p> <p>Think about what you're likely to find on a outdoor winter adventure. Use your senses! For example...</p> <table><tr><td><p><b>Things to look for</b></p><ul style="list-style-type: none"><li>- berries on a branch</li><li>- animal tracks</li></ul></td><td><p><b>Things to feel</b></p><ul style="list-style-type: none"><li>- a pinecone</li><li>- feel how heavy a piece of ice is</li></ul></td></tr><tr><td><p><b>Things to listen for</b></p><ul style="list-style-type: none"><li>- birds</li><li>- water dripping</li></ul></td><td><p><b>Things to smell</b></p><ul style="list-style-type: none"><li>- pine needles</li><li>- smoke from someone's fireplace</li></ul></td></tr></table>	<p><b>Things to look for</b></p> <ul style="list-style-type: none"><li>- berries on a branch</li><li>- animal tracks</li></ul>	<p><b>Things to feel</b></p> <ul style="list-style-type: none"><li>- a pinecone</li><li>- feel how heavy a piece of ice is</li></ul>	<p><b>Things to listen for</b></p> <ul style="list-style-type: none"><li>- birds</li><li>- water dripping</li></ul>	<p><b>Things to smell</b></p> <ul style="list-style-type: none"><li>- pine needles</li><li>- smoke from someone's fireplace</li></ul>	<p>Make your list and start out on your hunt. You can bring your camera/phone with you to take pictures of the items you find.</p> <p>Extra Challenge: As you walk, try some of the following activities:</p> <ul style="list-style-type: none"><li>- Strap on imaginary snowshoes and take big steps. Lift your feet up high!</li><li>- Trade your snowshoes for cross-country skis and pretend to ski through the woods</li><li>- Tie up your imaginary ice skates and pretend to glide across the ice.</li></ul>
<p><b>Things to look for</b></p> <ul style="list-style-type: none"><li>- berries on a branch</li><li>- animal tracks</li></ul>	<p><b>Things to feel</b></p> <ul style="list-style-type: none"><li>- a pinecone</li><li>- feel how heavy a piece of ice is</li></ul>					
<p><b>Things to listen for</b></p> <ul style="list-style-type: none"><li>- birds</li><li>- water dripping</li></ul>	<p><b>Things to smell</b></p> <ul style="list-style-type: none"><li>- pine needles</li><li>- smoke from someone's fireplace</li></ul>					