

Primary Asynchronous Learning






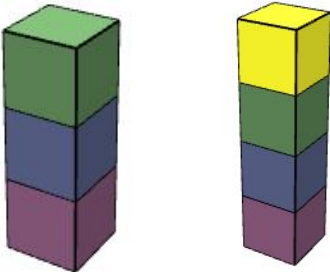
Asynchronous
Learning Tasks

Grade 1
Grade 2
Grade 3



	<p>A spunky girl has a hula-hooping competition with her friends in Harlem, and soon everyone in the neighborhood—young and old alike—joins in on the fun.</p>	<p>Questions for Reflection</p> <p>1. Who do you think is the “real Hula-Hoopin’ Queen of 139th Street”? Use details from the story to support your thinking.</p> <p>Writing Activities</p> <p>The girls in the story were competing very hard to be the Queen of Hula Hoopin’. Write or draw about a time when you tried to earn the title Queen (or King) of something. What happened? Did it work out the way you thought it would?</p>
	<p>Would You Rather?</p> <p>A ‘Would You Rather’ question is a great way to think critically about two different options for you to choose from. Begin by reading the questions with your child and discussing both choices. Communicate your thoughts in whichever way you choose (i.e. pictures, words, sentences or paragraph)</p>	<p>Would you rather:</p> <p>1. Have a bucket stuck on your head or a cement block stuck on your foot?</p> <p>2. Be a master at painting or an amazing dancer?</p> <p>3. Be a bird or a horse?</p> <p>Tell someone or draw a picture to show the things you ‘would rather’, and why!</p>
	<p>Let’s Get Moving!</p> <p>Listen for the patterns and follow along!</p>	<p>Now it’s Your Turn</p> <ul style="list-style-type: none">• Create a movement pattern of your own• Create a sound pattern using objects from your home• Create a silly word pattern• Create a funny noises pattern (e.g., squeak, squeak, growl)
	<p>Hula Hoop Freeze Game</p> <p>This game can be played indoors or outdoors. Place a hula hoop on the floor in an open space. If there are multiple players, scatter the hoops around so that each player has their “own space” by sitting inside the hoop. On a signal (i.e. music playing, saying “1-2-3 Move”) players get up and dance or move throughout the play space. When the stop signal is given (i.e. music stops, saying “3-2-1 Freeze”), players return safely to their hula hoop and wait in a freeze position.</p> <p>Source: Ophea</p>	<p>No Hula Hoop? Try marking each player’s space with a piece of painter’s tape, or if outdoors, outline a circle in the snow.</p> <p>Safety: Inspect the play area and eliminate potential hazards. Set boundaries for the activity and stay away from walls/fences. Remind children to be careful when moving and to look ahead to avoid collisions if playing with family members.</p> <p>Try this: Freeze in a motorcycle position. Stand with both feet on the floor, shoulder width apart, knees slightly bent, and hands on imaginary handlebars.</p>



	<p>The Tale of Two Beasts</p> <p>There are two sides to every story. In part one the girl finds a beast in the woods and takes it home to care for as a pet. In part two the beast tells the story of being kidnapped by a beast and taken away from its home. How will they resolve this?</p> 	<p>Follow-up Activity</p> <ul style="list-style-type: none">• Think about a story that you know that has more than one character.• Choose a character and think about the story from their point of view.• Write a new story from your character’s point of view or tell the story from your character’s point of view to an adult in your home.
	<p>Freeze Frame!</p> <p>A freeze frame is when children act out a scene of a given story or a given picture, and they freeze at a point instructed. This still or “frozen” scene is usually at the most exciting moment (e.g. the height of tension, the funniest moment, the most dangerous moment, etc.</p> <p>Choose a scene from “Tale of Two Beasts” to act out and then choose the best moment to freeze the frame. You might choose to use stuffed animals, dolls, actions figures, or your family to help you!</p>	<p>Rewatch “Tale of Two Beasts” and think about what the actress in the video did as she was reading the story. How did she use her body language, facial expressions, and vocal effects to portray the different characters? Can you use some of these same strategies when you act out your scene? How can you especially use facial expressions and body placement during your freeze frame?</p> <p>When you are ready, present your scene to a family member.</p>
	<p>Block Towers!</p> <p>Use your own items from home to create your towers or click the images below for virtual blocks</p> <p>(click on the ‘more’ button to duplicate - don’t forget to change the colour)</p> 	<p>How many different towers can you build with 3 blocks?</p> <p>How many different towers can you build with 4 blocks?</p> <p>How do you know if you’ve found all the towers? How could you keep track of your towers? Choose a method to record your work.</p> <ul style="list-style-type: none">• What does this make you wonder?• What might you explore next?
	<p>Jump Around!</p>  <p>Jump Around Noisy Workout (Ages 4-7)</p> <p>Source: Sworkit</p>	<p>Burn some energy by jumping in different ways with this fun workout! Follow the instructions in each video and copy movements. No equipment is required.</p> <p>Think about it...</p> <ul style="list-style-type: none">• How do you feel after being physically active (e.g. happy, energized, tired etc.)?• How does your body feel when you are active? <p>Questions from Ophea</p>

Primary Asynchronous Learning



Asynchronous
Learning Tasks

Grade 1
Grade 2
Grade 3



	<p>Harry is a white dog with black spots who loves everything...except baths. So one day before bath time, Harry runs away.</p>	<p>Before Reading:</p> <ul style="list-style-type: none">Make a list of some things people do to care for petsWhat do you think is the hardest thing about caring for a pet?If you have a pet, what do you like most about caring for it? <p>After Reading: Let's retell the story!</p> <ol style="list-style-type: none">Divide a piece of paper into 3 partsLabel the parts: Beginning, Middle, EndDraw or write about what happened in each part of the story
	<p>Would You Rather?</p> <p>A 'Would You Rather' question is a great way to think critically about two different options for you to choose from. Begin by reading the questions with your child and discussing both choices. Communicate your thoughts in whichever way you choose (i.e. pictures, words, sentences or paragraph)</p>	<p>Would you rather:</p> <ol style="list-style-type: none">Read minds or be invisible?Be the funniest person alive or the smartest person alive?Shovel snow or rake leaves? <p>Tell someone or draw a picture to show the things you 'would rather', and why! Write a story to go with your 'Would you rather' choice?</p>
	<p>Coding</p> <p>Play the game Beaver Achiever:</p>	<p>What code is needed to get Beaver to pass the level in the picture below? Write the code.</p>
<p>Jump</p>	<p>Would You Rather – Jump or Balance</p> <p>Choose a video to watch. Each gives you handy tips for proper technique and safety. There are also lots of ideas for activities related to the skill you choose. Make sure you complete a few of these today. If you'd like, you can try both skills out!</p>	<p>Balance</p>

Pink Shirt (Every) Day!






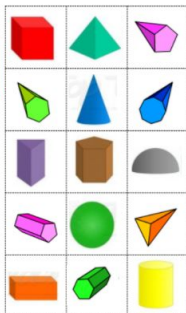


Let’s celebrate how we are all different and our differences make us unique!



Asynchronous
Learning Tasks

Grade 1
Grade 2
Grade 3



<div>STORY TIME!</div>	<div>Henry Holton Takes the Ice</div> <p>This story is about a hockey obsessed family - except for Henry. He is an embarrassment to his family when he steps on the ice. That is until Henry sees an ice dancing performance. Maybe he has found something that he can do on the ice, but now he has to convince his family.</p> <div></div>	<div>Think About Characters</div> <p>Sometimes a character changes from the beginning to the end of the story.</p> <p>Think about the characters in Henry Holton Takes the Ice. What were Henry and his family like at the beginning of the story? How did they feel about hockey? How did they feel about figure skating?</p> <p>Now think about Henry and his family at the end of the story. How did they change? How did their opinions about hockey and figure skating change?</p>				
<div></div> <p>Click HERE for an alternative version of the article. Use the Text-to-speech button (pictured below) to have the article read aloud.</p> <div> Text-to-Speech</div>	<div>A Colour for Everyone</div> <p>Read about Bellen Woodard and the set of crayons she created to help kids feel included and celebrate their differences.</p> <div></div>	<div>Think About It...</div> <p>What does it mean to be included? How can you include others?</p> <p>Review the article by talking about these questions:</p> <ul style="list-style-type: none">- How did Bellen feel at the beginning of the article- Why did she feel this way?- What are 2 things she did about it?- What is Bellen’s goal?- What is one action you could take to help others feel included in your community? <p>You can use this ORGANIZER to write out your answers if you’d like.</p>				
<div></div>	<div>Shapes Scavenger Hunt</div> <p>Go for a walk around your house or with a parent outdoors.</p> <p>Look for shapes in your home and in your environment.</p> <p>What shapes do you see? Where did you find them? Which shapes are similar? Which shapes are different?</p>	<div>Let’s Sort</div> <p>Click the link below and sort the shapes into two groups.</p> <div><div>Sort the shapes into groups</div><table><tr><td></td><td></td></tr><tr><td></td><td></td></tr></table><div></div></div>				
<div></div>	<div>Try This Weather-Themed Fitness Burst</div> <div></div>	<p>Check out the video for a workout inspired by our changing weather! Then make sure you spend some time being active outside. Try going for a walk, playing in the snow, going sledding, playing a game of soccer with your family, or even bowling with snowballs!</p>				



	<p>Sophie’s Masterpiece</p> <p>Sophie's no ordinary house spider. She's an artist; and every web she spins is more wondrous than the one before. But don't mention that to the guests at Beekman's Boardinghouse, because they don't like spiders.</p>	<p>Reflections and Follow-up</p> <ul style="list-style-type: none">• What kind of a character is Sophie? Use details from the story to support your response.• What do you think happened to Sophie at the end of the story? Use details from the story to support your response.• Tell about a time when you showed courage.
	<p>Eight-Legged Life</p> <p>Read this article from the San Diego Zoo to learn more about spiders. Then complete this 3-2-1 task.</p>	<p>3-2-1</p> <ul style="list-style-type: none">- What are 3 things you learned or were most interesting about spiders?- What are 2 new or interesting words found in the article?- What is 1 question you still have?
	<p>Let’s Play</p> <p>Click the link below to play the Roll and Add Game.</p>	<p>Think About It</p> <ul style="list-style-type: none">• How many rolls did it take to get to 50?• Play the game again• Did it take more or less rolls than the first time?• You are going to play one more time but first, make a prediction: how many rolls do you think you will get?• Play again• Was your prediction close?
	<p>Underhand Throw</p>	<p>Watch the video to learn how to effectively send different objects. Then, try these activities. (You may want to head outside for this movement break!)</p> <ul style="list-style-type: none">- Use a bucket or laundry basket as a target (try putting multiple targets at different distances)- Aim for targets at different heights (i.e. can you throw a soft object over someone else’s head?)- Try a game of baseball, catch, or bowling (use items around the house for pins such as plastic cups or water bottles)