

# SUPPORTING A LOVE OF READING

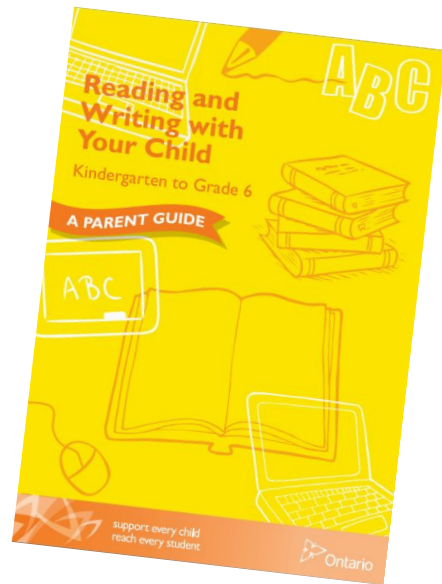


**Children are made readers on the laps of their parents.**

Emilie Buchwald

# RECIPE FOR A GREAT READING EXPERIENCE

1. Read every day.
2. Make it fun, make it matter.
3. Build habits of understanding.
4. Talk with your child.



*Reading and Writing with Your Child, Kindergarten to Grade 6.  
Ontario Ministry of Education.*

# READ EVERY DAY - FOOD FOR THOUGHT

... children in my ideal kingdom would learn to read easily, long before they came to school ... So please, I beg you all to read superb books aloud to your children! Begin on the day they are born.

Mem Fox, 2005  
"If I Were Queen of the World"



# READ EVERY DAY

Consider the opportunities you have every day to read with your children. Talk at your tables about where and when you can encourage your children to read.


## Think About:

Long trips and car rides  
Time in the kitchen  
Time outdoors  
Household projects  
Bath time  
Bed time  
Screen time

Puzzle & game time  
Family celebrations  
Music lessons  
Quiet time  
Shopping  
Meal time  
Restaurants




# READ EVERY DAY - SEIZE THE MOMENT!





# READ EVERY DAY - SEIZE THE MOMENT!



# READ EVERY DAY - MONKEY SEE.... MONKEY DO



# READ EVERY DAY

Here are some reading activities that you may want to share with your child in your busy daily schedule:

- ★ Read traffic, store and restaurant signs.
- ★ Read food labels, schedules, maps, instructions, advertisements, flyers and brochures.
- ★ Browse online for recipes, the meanings of words, and places on a map.
- ★ Read and write greeting cards, thank you notes or letters, and email and text messages.





# MAKE IT FUN, MAKE IT MATTER – FOOD FOR THOUGHT

...make [reading] fun. It shouldn't be like homework. Make reading entertaining – make funny sounds and act it out together – kids really like that!

Robert Munsch, 2005  
“A Moment with Munsch”



# MAKE IT FUN, MAKE IT MATTER



# MAKE IT FUN, MAKE IT MATTER

What made this read aloud so successful?

“Our goal is to motivate children to read so they will practice reading independently and become fluent readers. That happens when children enjoy reading. We parents can do for reading what fast food chains do for hamburgers...ADVERTISE!”

([www.rif.org](http://www.rif.org))



# MAKE IT FUN, MAKE IT MATTER -THE POWER OF A READ ALOUD

“When we read aloud, we create a model for children of what readers look like, how they make sense of text, and how reading is as important to us as eating and breathing. Hearing text read aloud is all it takes to shift some of our students from being people who *can* read to people who want and love to read.”

(Joan Moser)






# MAKE IT FUN, MAKE IT MATTER



SAG FOUNDATION PRESENTS

# Storyline online




# MAKE IT FUN, MAKE IT MATTER

destiny.dsbn.org



Follett BryteWave  
K-12 Edition




**A bad case of stripes**

Shannon, David, 1959-



**Divergent**

Roth, Veronica.



**Lone wolf**

Lasky, Kathryn.



# MAKE IT FUN, MAKE IT MATTER



Welcome to the Official Robert Munsch Site

## The Paper Bag Princess



Written by Robert Munsch.  
Illustrated by Michael Martchenko.  
Published by Annick Press, 1992.



Listen



Buy





Download

# MAKE IT FUN, MAKE IT MATTER



## Drop in Family Story Times

Now you can share Story Time with *your* little ones.





# MAKE IT FUN, MAKE IT MATTER

- ★ Choose what you are going to read together.
- ★ Choose all kinds of books, all kinds of reading material.
- ★ Make the story come alive.
- ★ Make it relevant.



# BUILD HABITS OF UNDERSTANDING – REMEMBER WHEN YOU WERE YOUNG

What did you enjoy most about reading with an adult?

Consider some of the ways adults were able to help you read and understand what you were reading.

What do you do today to help your child read and understand the materials they are reading?



# BUILD HABITS OF UNDERSTANDING

You can help your child to learn about himself or herself and the world of reading by trying out some strategies, such as these:

- ★ Asking Questions.
- ★ Reading “between the lines”.
- ★ Putting it all together.
- ★ Figuring out difficult words.



# BUILD HABITS OF UNDERSTANDING – FOOD FOR THOUGHT

Children learn to love the sound of language before they even notice the existence of printed words on a page. ... Even after children learn to read by themselves, it's still important for you to read aloud together. By reading stories that are on their interest level, but beyond their reading level, you can stretch young readers' understanding and motivate them to improve their skills.

([www.rif.org](http://www.rif.org))





# TALK WITH YOUR CHILD - FOOD FOR THOUGHT

Learning is a result of listening, which in turn leads to even better listening and attentiveness to the other person. In other words, to learn from the child, we must have empathy, and empathy grows as we learn.

Alice Miller, 2002  
For Your Own Good



# TALK WITH YOUR CHILD



# TALK WITH YOUR CHILD

**If you're stuck, here are some "talk starters" to get your conversation going:**

- ★ What did you notice about...
- ★ What else could you have done...
- ★ What would you do if...
- ★ What would happen if...
- ★ How do you know that?
- ★ Convince me about that!



**As you are listening**

- ★ If it's a book being read, show your child that you are enjoying the book by being curious and asking questions.
- ★ Make connections to what he or she already knows.
- ★ Rephrase what you are hearing.
- ★ Be patient. Make sure your child has enough time to figure out tricky words.
- ★ After reading, talk about interesting and puzzling parts of the book.

# WHAT IF MY CHILD DOES NOT LIKE READING?

“If a child tells me they don’t like reading, I always say, ‘You haven’t found the right books for you yet!’ ... Children should be encouraged to read what they are interested in - comics, football stories, romances, whatever!”

(Malorie Blackman)





# CHOOSING A “GOOD FIT” BOOK


## Think About:

- ★ How you choose material to read that is just right for you?
- ★ What would make the material you chose a “good fit?”



# CHOOSING A “GOOD FIT” BOOK

Think about the steps your child goes through to choose a book? It's probably not very different than what you do.




# CHOOSING A “GOOD FIT” BOOK

When choosing “Good Fit” materials for reading, share what you do with your child. They need to know how you decide what you want to read, and that it’s okay to abandon a book when it’s too hard or of little interest - Especially if they are reading for fun!



# RECIPE FOR A GREAT READING EXPERIENCE

1. Read every day.
2. Make it fun, make it matter.
3. Build habits of understanding.
4. Talk with your child.



[goo.gl/WQCKsy](https://goo.gl/WQCKsy)

*Reading and Writing with Your Child, Kindergarten to Grade 6.  
Ontario Ministry of Education.*

# FINAL THOUGHTS



**“You’re never  
too old, too wacky, too wild,  
to pick up a book and  
read to a child.”**

**-Dr. Seuss**



THANK YOU!

